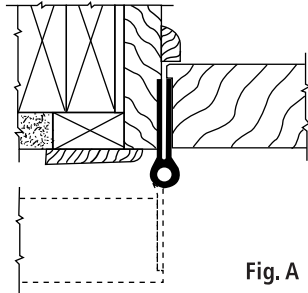




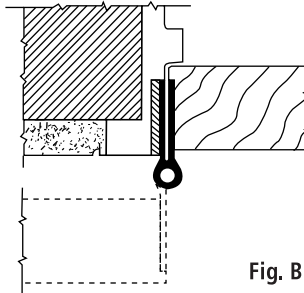
APPLICATION OF HINGES

Application determines kind of hinge

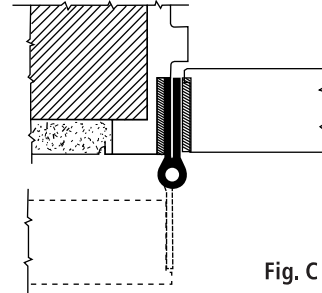
Full mortise
Wood Doors, Wood Jamb



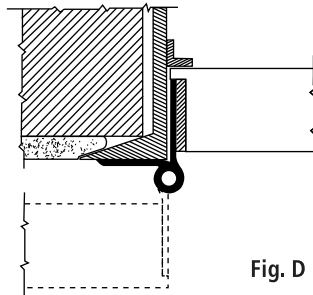
Full mortise
Wood Doors, Hollow Metal Jamb



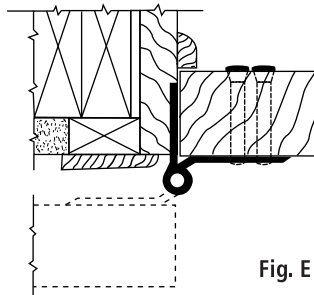
Full mortise
Hollow Metal Doors,
Hollow Metal Jamb



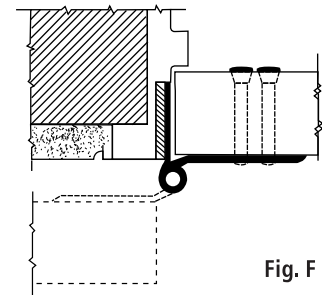
Half mortise
Hollow Metal Doors
Channel Iron Jamb



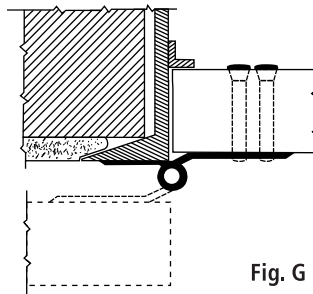
Half surface
Wood Doors, Wood Jamb



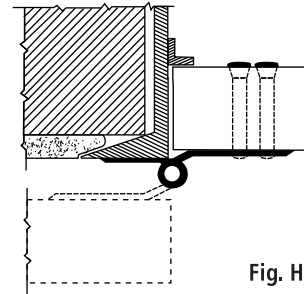
Half surface
Kalamein Doors,
Hollow Metal Jamb



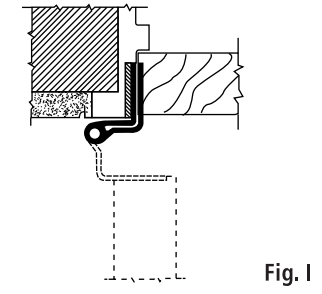
Full surface
Kalamein Doors, Channel Iron Jamb



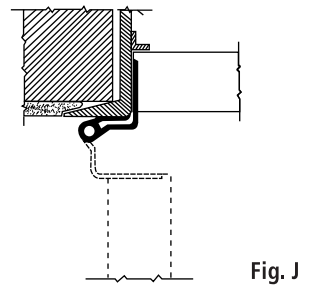
Full surface
Hollow Metal Doors
Channel Iron Jamb



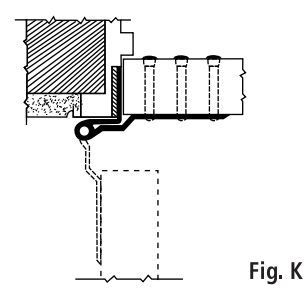
"Swing Clear" Full mortise
Wood Doors, Hollow Metal Jamb



"Swing Clear" half mortise
Wood Doors
Channel Iron Jamb



"Swing Clear" half surface
Kalamein Doors,
Hollow Metal Jamb



"Swing Clear" full mortise
Kalamein Doors,
Channel Iron Jamb

